



Emne	Side
Retningsventiler oversikt	2 - 3
Retningsventiler detaljer	6 - 14
Trykk/Volumstrøms ventiler oversikt	4
Trykk/Volumstrøms ventiler detaljer	15 - 19
Hus	20 - 24
Spoler	24
DIN plugger	25
Blindplugger	25



# Patronventiler

## Retningsventiler



Type	Symbol	Type	Q max Ltr/Min.	P max bar	Varekode	Side
Sleideventil 2 veis Normalt åpen Direkte styrt		EVM 18 NA EVM 22 NA EVM 33 NA	12 35 60	250 310 310	<b>SLEVM18-NA</b> <b>SLEVM22-NA</b> <b>SLEVM33-NA</b>	5 5 5
Sleideventil 2 veis Norm. stengt Direkte styrt		EVM 18 NC EVM 22 NC EVM 33 NC	12 35 60	250 310 310	<b>SLEVM18-NC</b> <b>SLEVM22-NC</b> <b>SLEVM33-NC</b>	5 5 5
Seteventil 2 veis Normalt åpen Pilotstyrt		EVM 18 D2 EVM 22 D2 EVM 33 D2	25 40 80	310 310 250	<b>SLEVM18-D2</b> <b>SLEVM22-D2</b> <b>SLEVM33-D2</b>	6 6 6
Seteventil 2 veis Norm. stengt Pilotstyrt		EVM 18 D1 EVM 22 D1 EVM 33 D1	25 40 80	310 310 250	<b>SLEVM18-D1</b> <b>SLEVM22-D1</b> <b>SLEVM33-D1</b>	6 6 6
Sete 2 veis Normalt åpen Dråpetett		EVM 22 B4	30	220	<b>SLEVM22-B4</b>	7
Sete 2 veis Normalt stengt Dråpetett		EVM 18 B3 EVM 22 B3	20 30	220 220	<b>SLEVM18-B3</b> <b>SLEVM22-B3</b>	7 7
Sete 2 veis Bidireksjonal Normalt åpen		EVM 18 B1 EVM 22 B1 EVM 33 B1	35 50 80	310 310 250	<b>SLEVM18-B1</b> <b>SLEVM22-B1</b> <b>SLEVM33-B1</b>	8 8 8
Sete 2 veis Bidireksjonal Normalt stengt		EVM 18 B2 EVM 22 B2 EVM 33 B2	35 50 80	310 310 250	<b>SLEVM18-B2</b> <b>SLEVM22-B2</b> <b>SLEVM33-B2</b>	8 8 8
Sleide 3 veis, 2 pos		EVM 18 32A1 EVM 22 32A1 EVM 33 32A1	12 35 50	220 220 220	<b>SLEVM18-32A1</b> <b>SLEVM22-32A1</b> <b>SLEVM33-32A1</b>	9 9 9

# Patronventiler

## Retningsventiler



Type	Symbol	Type	Q max Ltr/Min.	P max bar	Varekode	Side
Sete 3 vei, 2 pos.		EVM 18 32A2 EVM 22 32A2 EVM 33 32A2	12 35 50	220 220 220	<b>SLEVM18-32A2</b> <b>SLEVM22-32A2</b> <b>SLEVM33-32A2</b>	9 9 9
Sete 3 veis 2 pos.		EVM 22 32B2	25	220	<b>SLEVM22-32B2</b>	10
Sleide 4 veis, 2 pos.		EVM 18 42F1 EVM 22 42F1 EVM 33 42F1	12 35 50	220 220 220	<b>SLEVM18-42F1</b> <b>SLEVM22-42F1</b> <b>SLEVM33-42F1</b>	10 10 10
Sete 4 veis, 2 pos		EVM 18 42F2 EVM 22 42F2 EVM 33 42F2	12 35 50	220 220 310	<b>SLEVM18-42F2</b> <b>SLEVM22-42F2</b> <b>SLEVM33-42F2</b>	11 11 11
Sete 4 veis, 2 pos		EVM 22 42F3	35	220	<b>SLEVM22-42F3</b>	11
Sete 4 veis, 2 pos		EVM 22 42F8	35	220	<b>SLEVM22-42F8</b>	12
Sete 4 veis, 3 pos.		EVM 18 43G1 EVM 22 43G1 EVM 33 43G1	12 35 50	220 220 310	<b>SLEVM18-43G1</b> <b>SLEVM22-43G1</b> <b>SLEVM33-43G1</b>	12 12 12
Sete 4 veis, 3 pos.		EVM 18 43G2 EVM 22 43G2 EVM 33 43G2	12 35 50	220 220 310	<b>SLEVM18-43G2</b> <b>SLEVM22-43G2</b> <b>SLEVM33-43G2</b>	13 13 13
Sete 4 veis, 3 pos		EVM 22 43G3 EVM 33 43G3	35 50	220 310	<b>SLEVM22-43G3</b> <b>SLEVM33-43G3</b>	13 13
Sete 4 veis, 3 pos		EVM 18 43G4 EVM 22 43G4 EVM 33 43G4	12 35 50	220 220 310	<b>SLEVM18-43G4</b> <b>SLEVM22-43G4</b> <b>SLEVM33-43G4</b>	14 14 14

# Patronventiler

## Trykk og volumstrømsventiler



Type	Symbol	Type	Trykkomr. bar	Q max Ltr/Min.	P max bar	Side
Trykkbegrensningsventil Direkte styrt		VMX 18 C 1 VMX 18 D 1 VMX 22 B 1 VMX 22 B 2 VMX 22 C 1	40-240 (40) 50-350 (50) 35-160 (80) 35-160 (80) 70-315 (120)	15 15 40 40 40	350 350 315 315 315	15 15 15 15 15
Trykkbegrensningsventil. Pilotoperert		VMX C P M22	70-250 (80)	80	350	15
Trykkbegrensningsventil Ringareal		VMDF M22 A 1 VMDF M22 B 1	25-170 (20) 70-250 (80)	80 80	350 350	16 16
Trykkreduksjon/ Avlastningsventil Pilotstyrte		VRP R M22 B VRP R M22 C VRP RP M22 C1	14-55 35-150 70-280	35 35 25	220 220 280	16 16 16
Prioriteringsventil Trykkkompensert		VPR R M22 01	Q max. Reg 40	50	240	17
Strupeventil		VRB M18 VRB M22		40 60	350 350	17 17
Strupe- / Tilbakeslagsventil		VRU M18 VRU M22		40 60	350 350	18 18
Tilbakeslagsventil		VNR M18 05 VNR M22 05 VNR M33 05		20 40 80	300 300 300	18 18 18
Skyttelventil		VBS M18 VBS M22		20 50	350 350	19 19

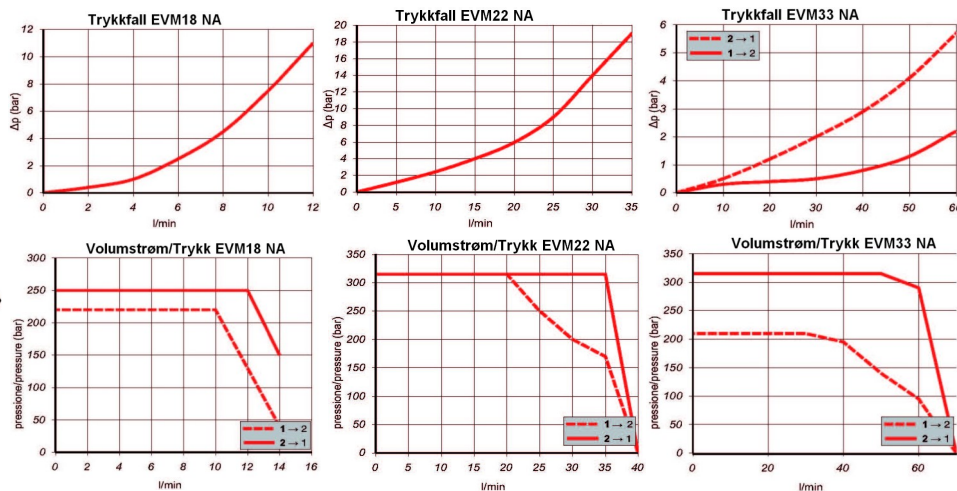
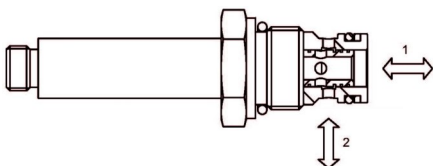
# Patronventiler

## Retningsventiler



### EVM NA

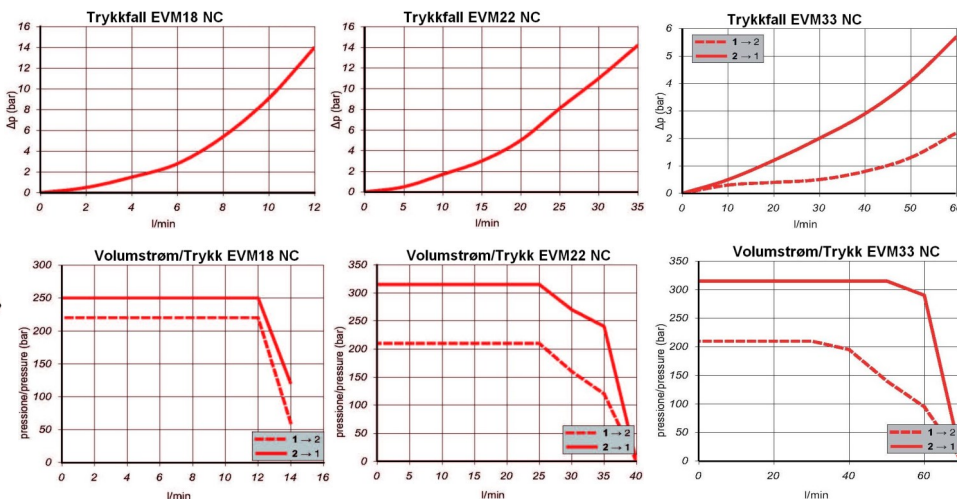
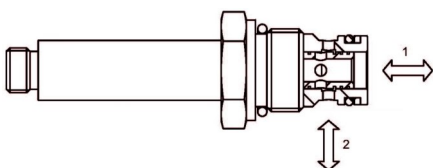
Sleideventil, direkte styrt.  
Normalt åpen,



Type	Symbol	Q max Ltr/min.	P max bar	For hus	Varenr.	Pris
EVM18 NA EVM22 NA EVM33 NA		12 35 60	250 310 310	M18 - 2 veis M22 - 2 veis M33 - 2 veis	<b>SLEVM18-NA</b> <b>SLEVM22-NA</b> <b>SLEVM33-NA</b>	1.099,- 1.251,- 1.904,-

### EVM NC

Sleideventil, direkte styrt.  
Normalt stengt



Type	Symbol	Q max Ltr/min.	P max bar	For hus	Varenr.	Pris
EVM18 NC EVM22 NC EVM33 NC		12 35 60	250 310 310	M18 - 2 veis M22 - 2 veis M33 - 2 veis	<b>SLEVM18-NC</b> <b>SLEVM22-NC</b> <b>SLEVM33-NC</b>	1.099,- 1.251,- 1.904,-

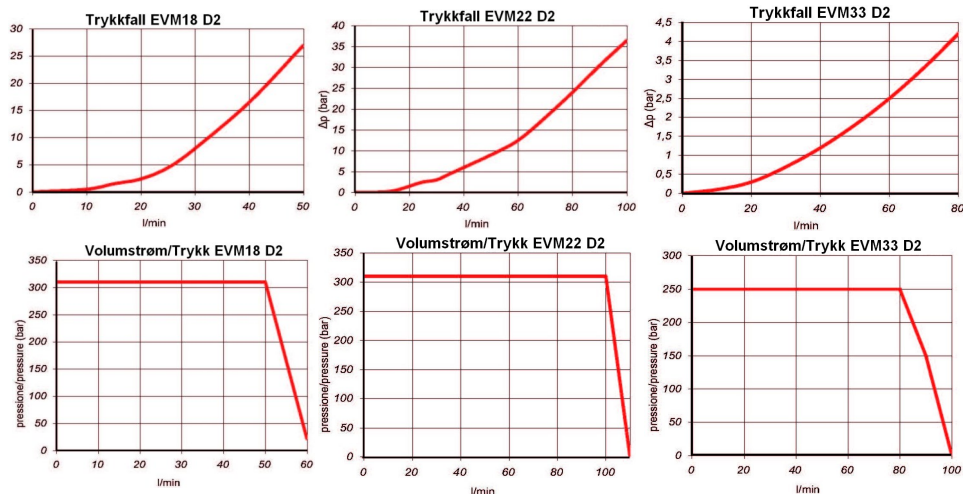
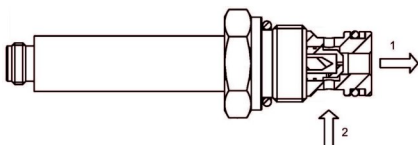
# Patronventiler

## Retningsventiler



### EVM D2

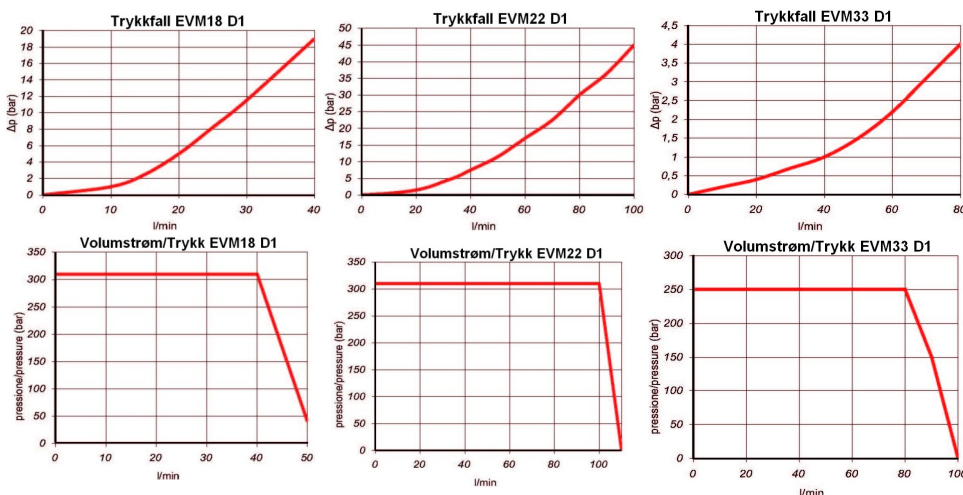
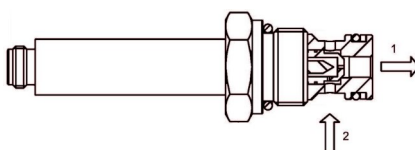
Seteventil, pilot operert.  
Normalt åpen,



Type	Symbol	Q max Ltr/min.	P max bar	For hus	Varenr.	Pris
EVM18 D2 EVM22 D2 EVM33 D2		25 40 80	310 310 250	M18 - 2 veis M22 - 2 veis M33 - 2 veis	<b>SLEVM18-D2</b> <b>SLEVM22-D2</b> <b>SLEVM33-D2</b>	1.346,- 1.830,- 2.035,-

### EVM D1

Seteventil, pilot operert.  
Normalt stengt



Type	Symbol	Q max Ltr/min.	P max bar	For hus	Varenr.	Pris
EVM18 D1 EVM22 D1 EVM33 D1		25 40 80	310 310 250	M18 - 2 veis M22 - 2 veis M33 - 2 veis	<b>SLEVM18-D1</b> <b>SLEVM22-D1</b> <b>SLEVM33-D1</b>	1.232,- 1.546,- 2.521,-

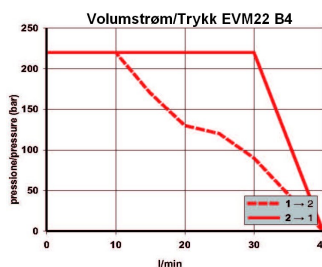
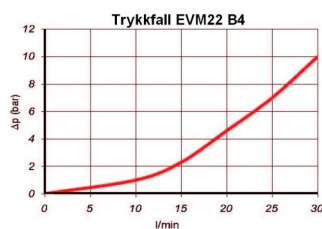
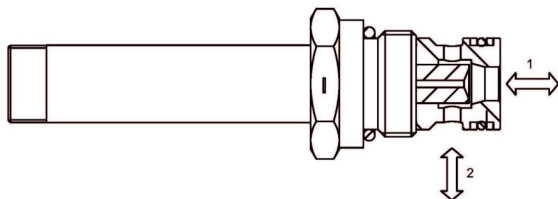
# Patronventiler

## Retningsventiler



### EVM B4

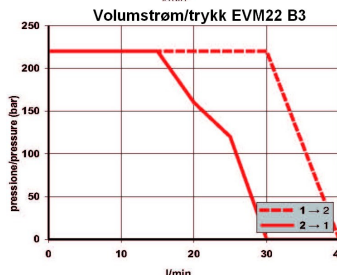
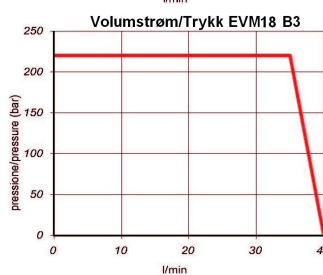
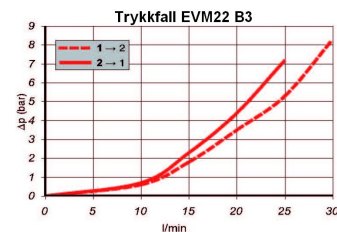
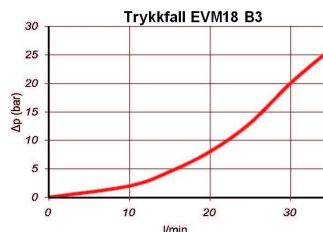
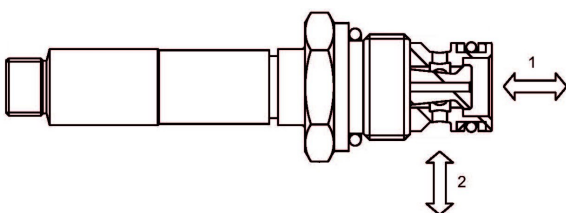
Seteventil, direkte operert.  
Normalt åpen. Dråpetett



Type	Symbol	Q max Ltr/min.	P max bar	For hus	Varenr.	Pris
EVM22 B4		30	220	M22 - 2 veis	<b>SLEVM22-B4</b>	1.669,-

### EVM B3

Seteventil, direkte operert.  
Normalt stengt. Dråpetett.



Type	Symbol	Q max Ltr/min.	P max bar	For hus	Varenr.	Pris
EVM18 B3 EVM22 B3		20 30	220 220	M18 - 2 veis M22 - 2 veis	<b>SLEVM18-B3</b> <b>SLEVM22-B3</b>	1.385,- 1.602,-

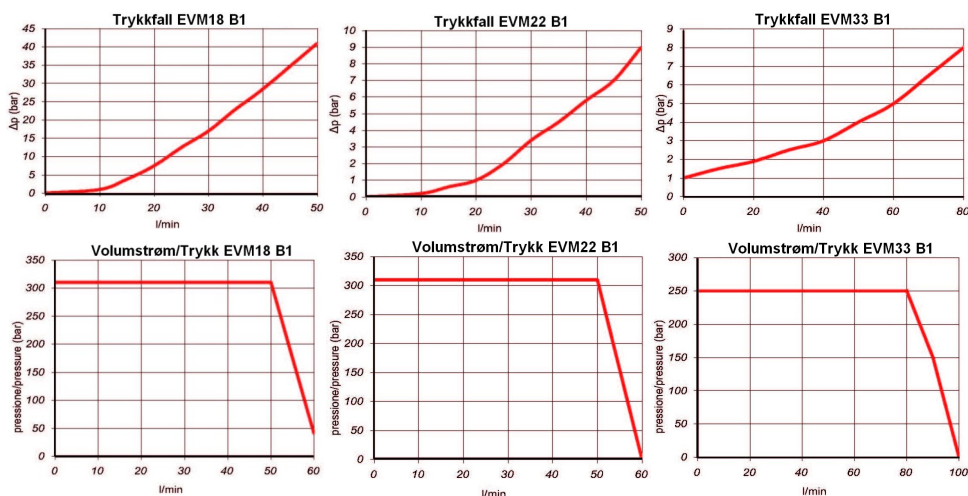
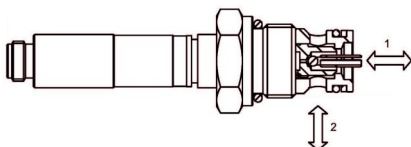
# Patronventiler

## Retningsventiler



### EVM B1

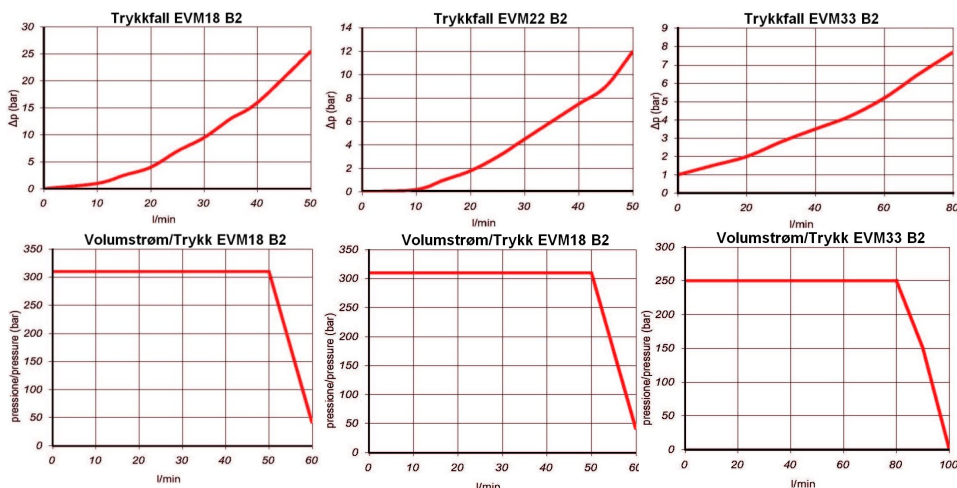
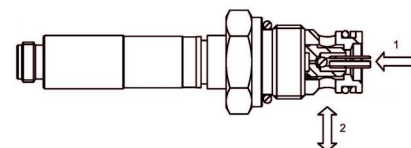
Seteventil, 2-veis  
Bidireksjonal, Normal åpen



Type	Symbol	Q max Ltr/min.	P max bar	For hus	Varenr.	Pris
EVM18 B1 EVM22 B1 EVM33 B1		35 50 80	310 310 250	M18 - 2 veis M22 - 2 veis M33 - 2 veis	<b>SLEVM18-B1</b> <b>SLEVM22-B1</b> <b>SLEVM33-B1</b>	1.336,- 1.802,- 2.173,-

### EVM B2

Seteventil, 2-veis  
Bidireksjonal, Normalt stengt.



Type	Symbol	Q max Ltr/min.	P max bar	For hus	Varenr.	Pris
EVM18 B2 EVM22 B2 EVM33 B2		35 50 80	310 310 250	M18 - 2 veis M22 - 2 veis M33 - 2 veis	<b>SLEVM18-B2</b> <b>SLEVM22-B2</b> <b>SLEVM33-B2</b>	1.254,- 1.562,- 2.521,-



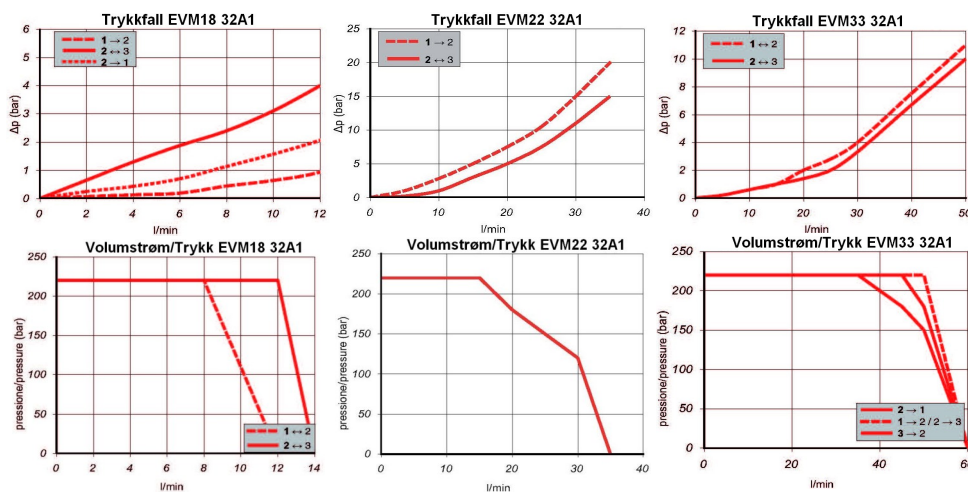
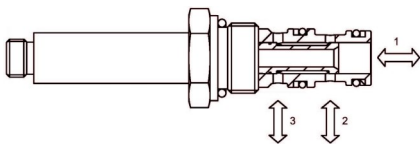
# Patronventiler

## Retningsventiler



### EVM 32A1

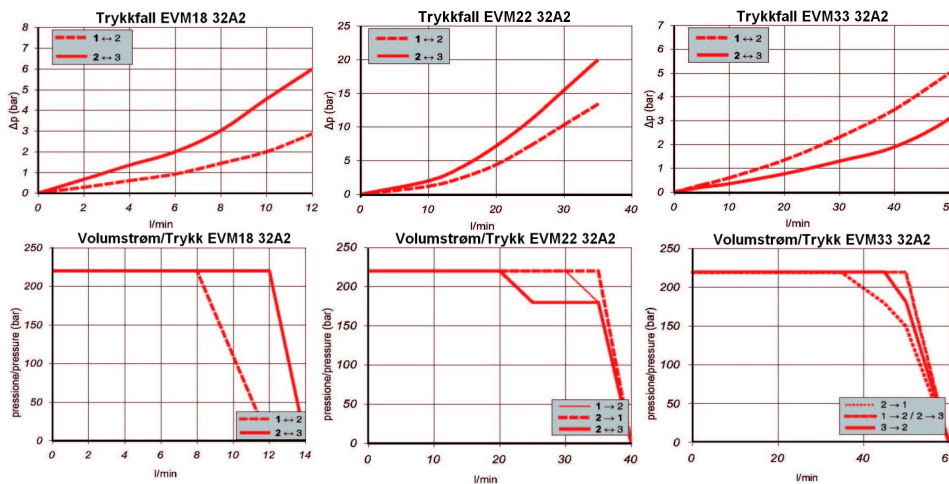
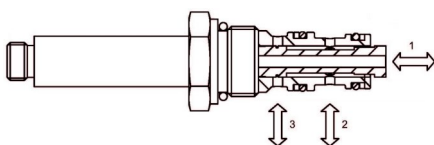
Slideventil, direkte styrt.  
3 veis, 2 posisjoner.



Type	Symbol	Q max Ltr/min.	P max bar	For hus	Varenr.	Pris
EVM18 32A1 EVM22 32A1 EVM33 32A1		12 35 50	220 220 220	M18 - 3 veis M22 - 3 veis M33 - 3 veis	<b>SLEVM18-32A1</b> <b>SLEVM22-32A1</b> <b>SLEVM33-32A1</b>	1.158,- 1.493,- 1.949,-

### EVM 32A2

Slideventil, direkte styrt.  
3 veis, 2 posisjoner



Type	Symbol	Q max Ltr/min.	P max bar	For hus	Varenr.	Pris
EVM18 32A2 EVM22 32A2 EVM33 32A2		12 35 50	220 220 220	M18 - 3 veis M22 - 3 veis M33 - 3 veis	<b>SLEVM18-32A2</b> <b>SLEVM22-32A2</b> <b>SLEVM33-32A2</b>	1.314,- 1.695,- 2.147,-

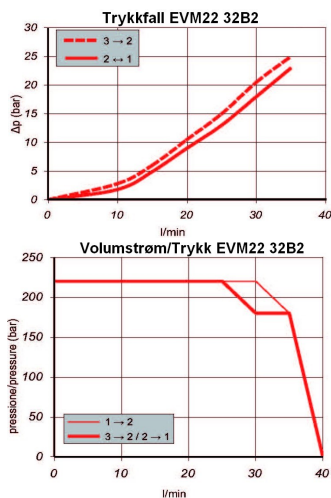
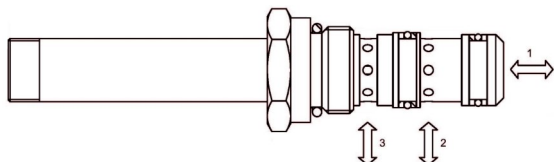
# Patronventiler

## Retningsventiler



### EVM 32B2

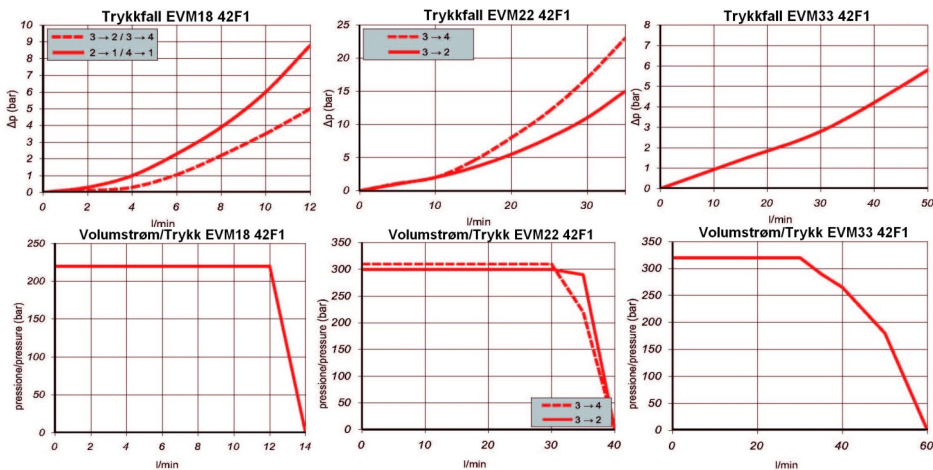
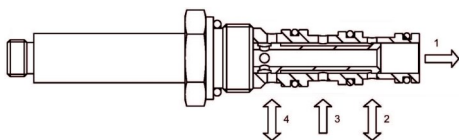
Seteventil, direkte styrt.  
3 veis, 2 pos, Dråpetett



Type	Symbol	Q max Ltr/min.	P max bar	For hus	Varenr.	Pris
EVM22 32B2		25	220	M22 - 3 veis	SLEVM22-32B2	2.308,-

### EVM 42F1

4 veis, 2 pos.



Type	Symbol	Q max Ltr/min.	P max bar	For hus	Varenr.	Pris
EVM18 42F1		12	220	M18 - 4 veis	SLEVM18-42F1	1.212,-
EVM22 42F1		35	220	M22 - 4 veis	SLEVM22-42F1	1.456,-
EVM33 42F1		50	220	M33 - 4 veis	SLEVM33-42F1	2.156,-

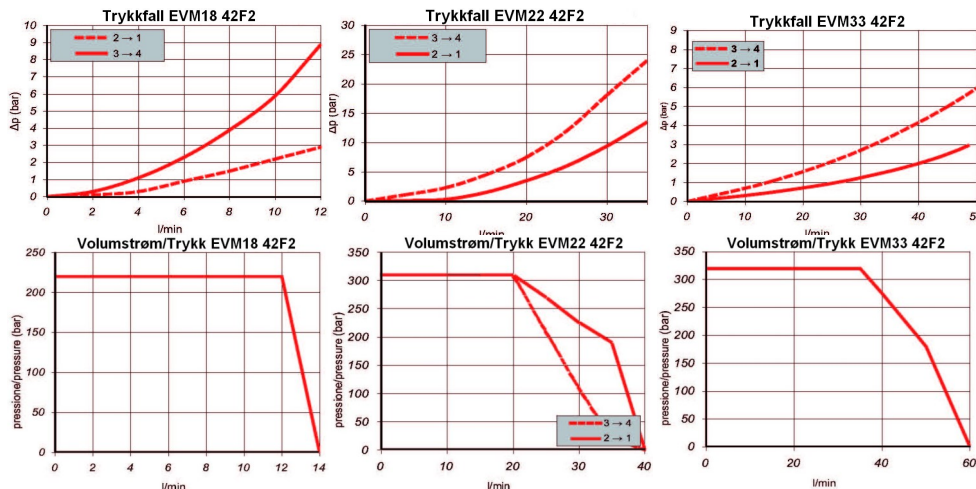
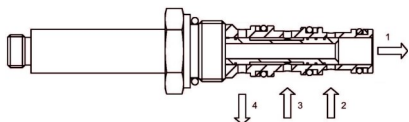
# Patronventiler

## Retningsventiler



### EVM 42F2

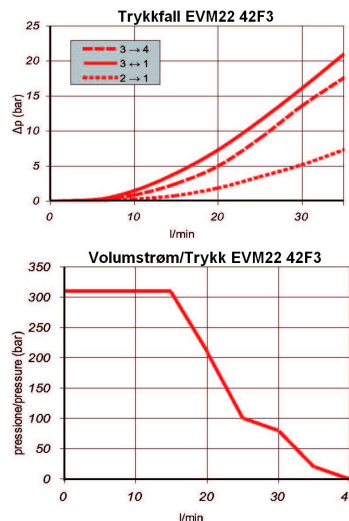
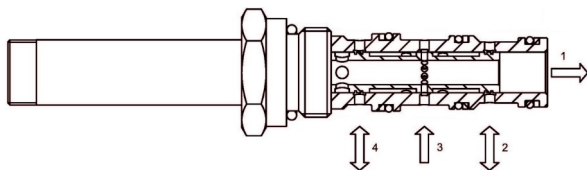
4 veis, 2 pos.



Type	Symbol	Q max Ltr/min.	P max bar	For hus	Varenr.	Pris
EVM18 42F2 EVM22 42F2 EVM33 42F2		12 35 50	220 220 310	M18 - 4 veis M22 - 4 veis M33 - 4 veis	<b>SLEVM18-42F2</b> <b>SLEVM22-42F2</b> <b>SLEVM33-42F2</b>	1.289,- 1.520,- 2.266,-

### EVM 42F3

4 veis, 2 pos



Type	Symbol	Q max Ltr/min.	P max bar	For hus	Varenr.	Pris
EVM22 42F3		35	220	M22 - 4 veis	<b>SLEVM22-42F3</b>	1.668,-

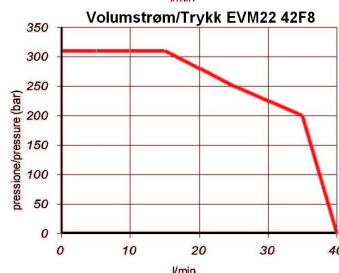
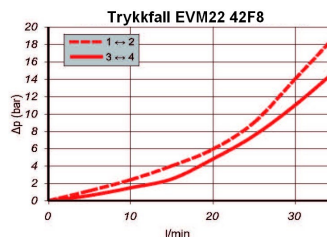
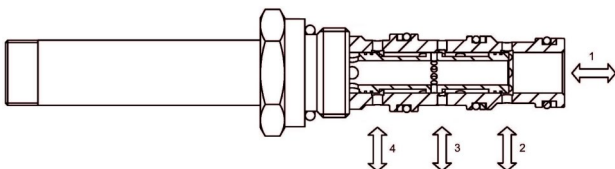
# Patronventiler

## Retningsventiler



### EVM 42F8

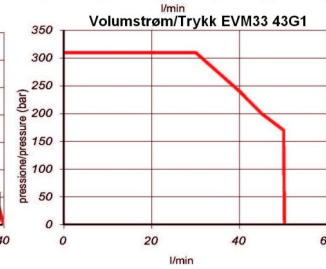
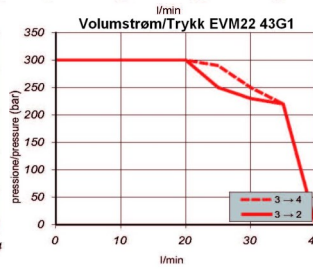
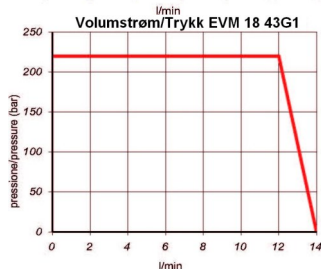
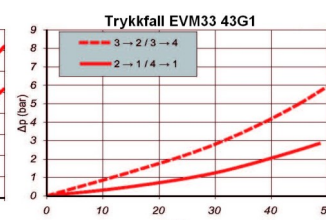
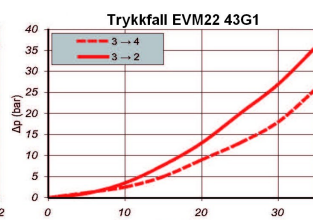
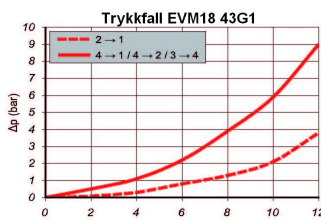
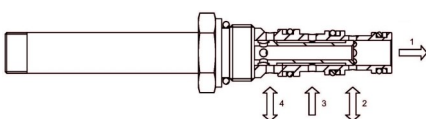
4 veis, 2 pos



Type	Symbol	Q max Ltr/min.	P max bar	For hus	Varenr.	Pris
EVM22 42F8		35	220	M22 - 4 veis	SLEVM22-42F8	1.764,-

### EVM 43G1

Seteventil  
4 veis, 3 pos.



Type	Symbol	Q max Ltr/min.	P max bar	For hus	Varenr.	Pris
EVM18 43G1		12	220	M18 - 4 veis	SLEVM18-43G1	2.087,-
EVM22 43G1		35	220	M22 - 4 veis	SLEVM22-43G1	2.102,-
EVM33 43G1		50	310	M33 - 4 veis	SLEVM33-43G1	2.891,-

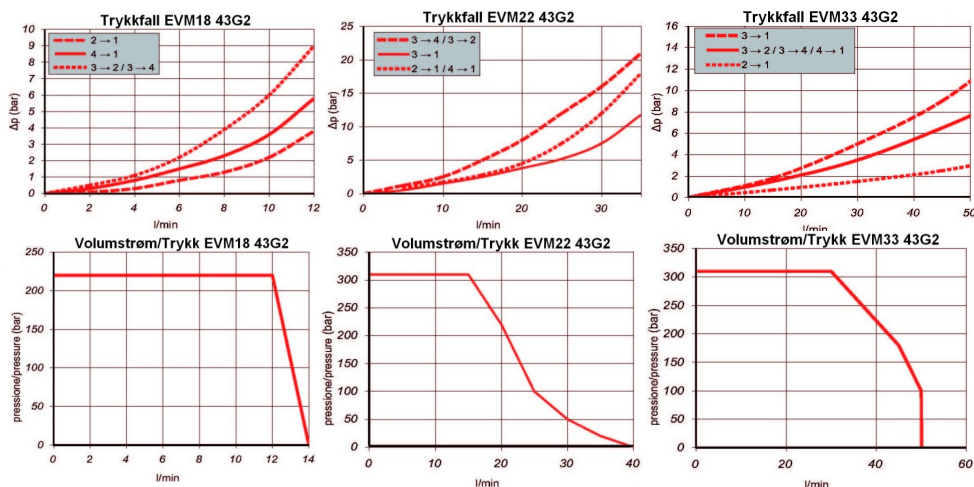
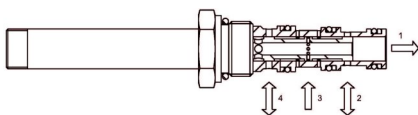
# Patronventiler

## Retningsventiler



### EVM 43G2

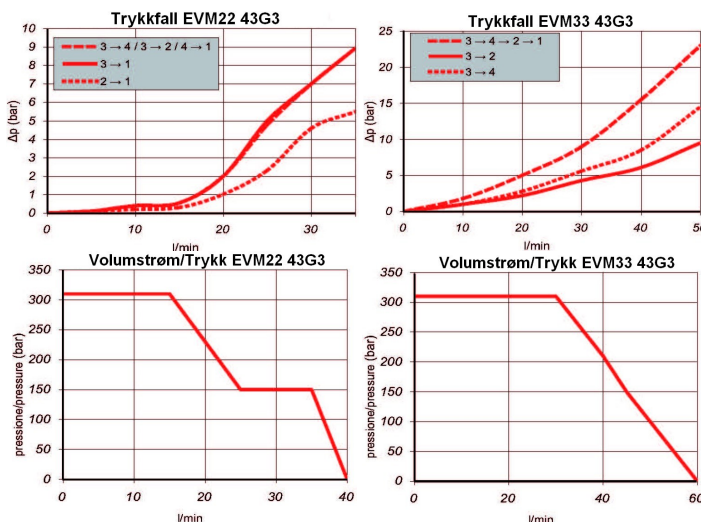
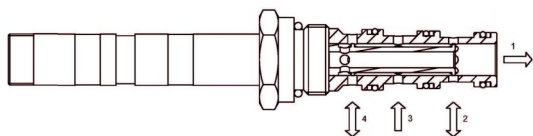
4 veis, 3 pos.



Type	Symbol	Q max Ltr/min.	P max bar	For hus	Varenr.	Pris
EVM18 43G2		12	220	M18 - 4 veis	<b>SLEVM18-43G2</b>	2.117,-
EVM22 43G2		35	220	M22 - 4 veis	<b>SLEVM22-43G2</b>	2.608,-
EVM33 43G2		50	310	M33 - 4 veis	<b>SLEVM33-43G2</b>	2.891,-

### EVM 43G3

4 veis, 3 pos



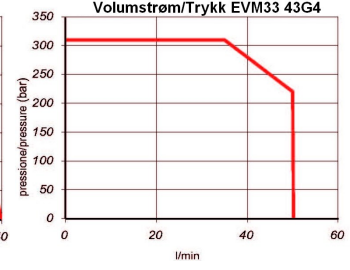
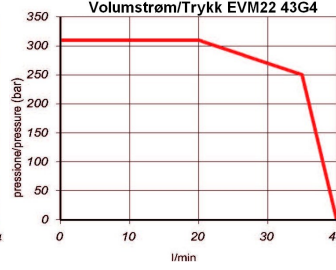
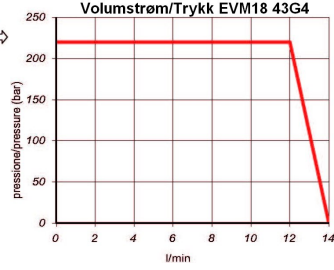
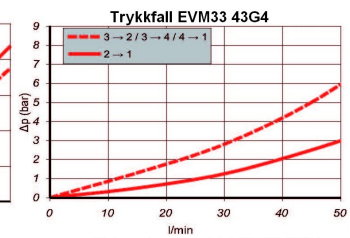
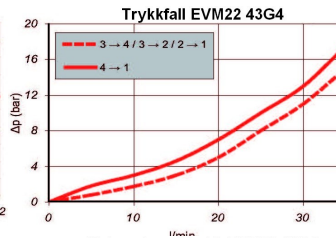
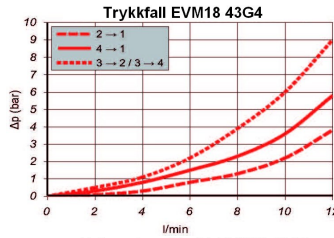
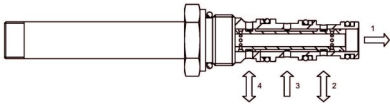
Type	Symbol	Q max Ltr/min.	P max bar	For hus	Varenr.	Pris
EVM22 43G3		35	220	M22 - 4 veis	<b>SLEVM22-43G3</b>	2.244,-
EVM33 43G3		50	310	M33 - 4 veis	<b>SLEVM33-43G3</b>	2.891,-

# Patronventiler

## Retningsventiler



### EVM 43G4 4 veis, 3 pos.



Type	Symbol	Q max Ltr/min.	P max Bar	For hus	Varenr.	Pris
EVM18 43G4		12	220	M18 - 4 veis	<b>SLEVM18-43G4</b>	2.162,-
EVM22 43G4		35	220	M22 - 4 veis	<b>SLEVM22-43G4</b>	2.376,-
EVM33 43G4		50	310	M33 - 4 veis	<b>SLEVM33-43G4</b>	2.891,-

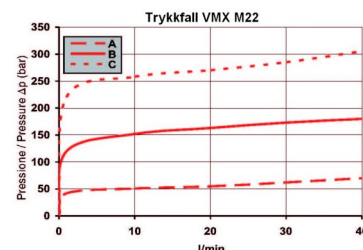
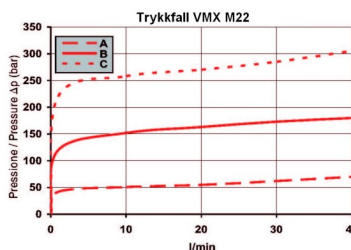
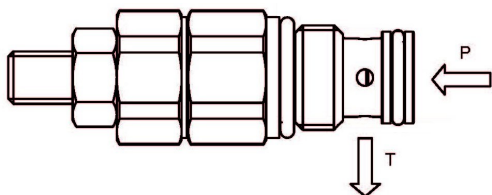
# Patronventiler

## Trykk og volumstrømsventiler



### VMX

Trykkbegrensningsventil  
Direkte styrt



Trykkområder	A	B	C	D
VMX M18	5-60 (5)	20-130 (20)	40-240 (40)	50-350 (50)
VMX M22	20-80 (20)	35-160 (80)	70-315 (120)	-

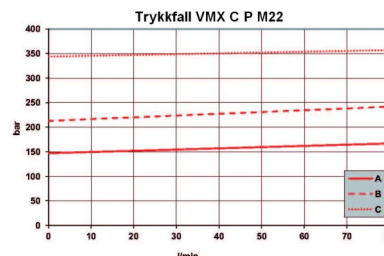
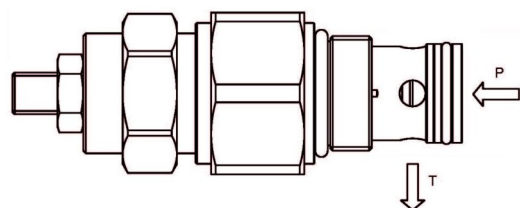
  

Justering	1	2	3
	Skru	Ratt	Skru m/beskyttelseshette

Type	Symbol	Trykkområde	Q max Ltr/min.	P max Bar	For hus	Varenr.	Pris
VMX M18 C 1		40-240 (40)	15	350	M18 - 2	SLVMXM18C1	573,-
VMX M18 D 1		50-350 (50)	15	350	M18 - 2	SLVMXM18D1	573,-
VMX M22 B 1		35-160 (80)	40	315	M22 - 2	SLVMXM22B1	1.802,-
VMX M22 B 2		35-160 (80)	40	315	M22 - 2	SLVMXM22B2	1.802,-
VMX M22 C 1		70-315 (120)	40	315	M22 - 2	SLVMXM22C1	1.802,-

### VMX C P

Trykkbegrensningsventil  
Pilot styrt



Trykkområder	A	B	C
VMX C P M22	25-170 (10)	70-250 (25)	105-350 (45)

Justering	1	2	3
	Skru	Ratt	Skru m/beskyttelseshette

Type	Symbol	Trykkområde	Q max Ltr/min.	P max Bar	For hus	Varenr.	Pris
VMX C P M22 B 1 VMX C P M33 B 1		70-250 (25) ?	80 ?	350 ?	M22 - 2 ?	SLVMXCPM22B1 SLVMXCPM33B1	1.644,- x

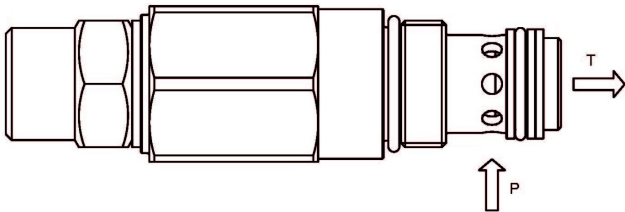
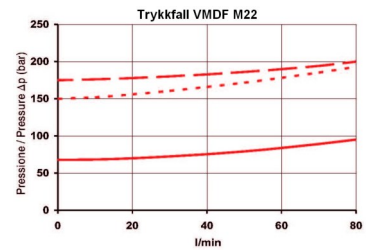
# Patronventiler

## Trykk og volumstrømsventiler



### VMDF

Trykkbegrensningsventil  
Ringareal



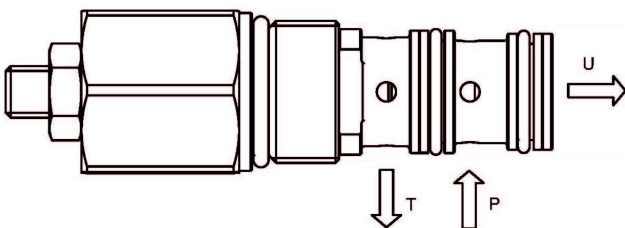
Trykkområder	A	B	C
VMDF M22	25-170 (20)	70-250 (80)	105-350 (120)

Justering	1	2	3
	Skruer	Ratt	Skruer m/beskyttelseshette

Type	Symbol	Trykkområde Bar	Q max Ltr/min.	P max Bar	For hus	Varenr.	Pris
VMDF M22 A 1 VMDF M22 B 1		25-170 (20) 70-250 (80)	80 80	350 350	M22 - 2 M22 - 2	SLVMDFM22A1 SLVMDFM22B1	1.267,- 1.267,-

### VRP R

Trykkreduksjon/Avlastningsventil



Trykkområder	A	B	C	C1
VRP R M22	5-30	14-55	35-150	
VRP RP M22				70-280

Type	Symbol	Trykkområde Bar	Q max Ltr/min.	P max Bar	For hus	Varenr.	Pris
VRP R M22 B VRP R M22 C		14-55	35	220	M22 - 3	SLVRPRM22B	1.254,-
		35-150	35	220	M22 - 3	SLVRPRM22C	1.254,-
VRP RP M22 C1 (Pilotstyrt)		70-280	35	280	M22 - 3	SLVRPRPM22C1	1.501,-



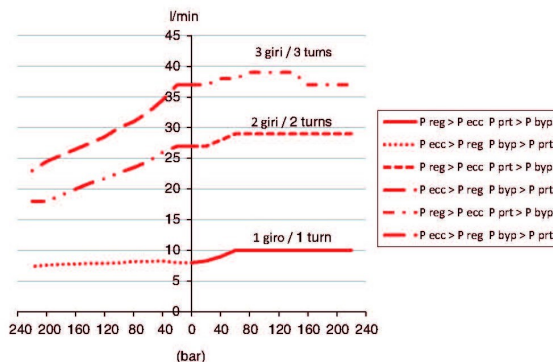
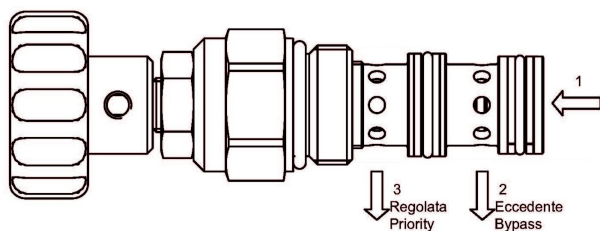
# Patronventiler

## Trykk og volumstrømsventiler



### VPR R

Prioriteringsventil  
Trykkkompensert

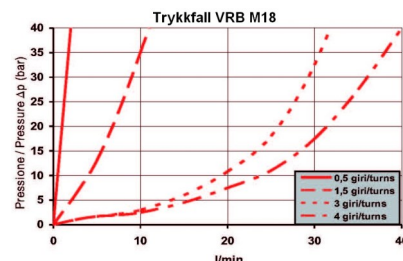
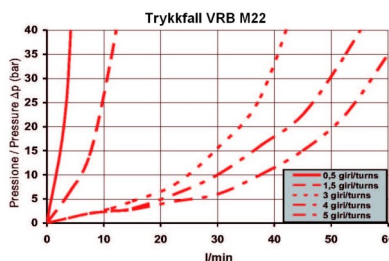
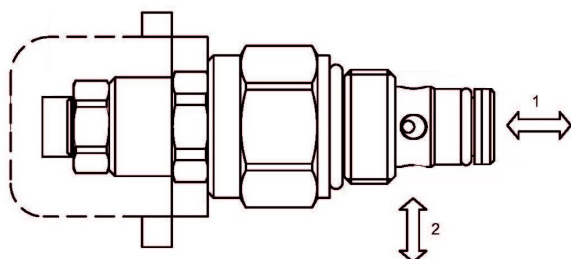


Justering	1	2
	Skrue	Ratt

Type	Symbol	Q nominell Ltr/Min.	Q max Reg.3	P max Bar	For hus	Varenr.	Pris
VPR R M22 01		50	40	240	M22 - 3	SLVPRRM2201	1.637,-

### VRB

Strupeventil



Justering	01	02
	Skrue	Ratt

Type	Symbol	Q max Ltr/min.	P max Bar	For hus	Varenr.	Pris
VRB M18 VRB M22		40 60	350 350	M18-2 M22-2	SLVRBM1801 SLVRBM2201	956,- 1.165,-

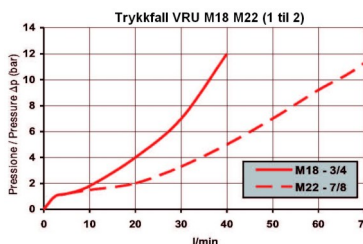
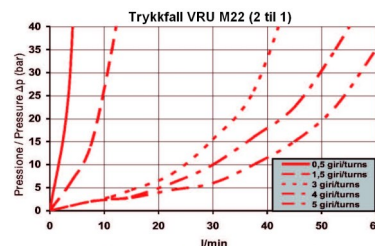
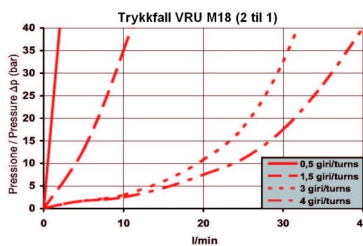
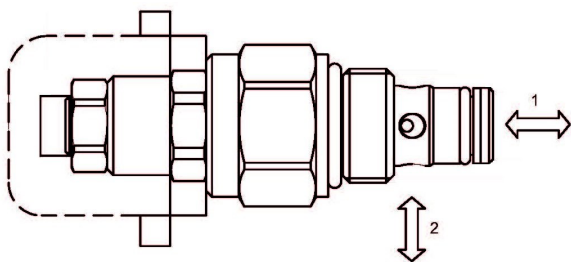
# Patronventiler

## Trykk og volumstrømsventiler



### VRU

Strupe/Tilbakeslagsventil

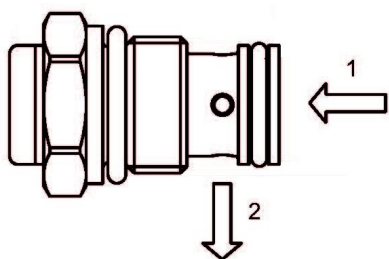


Justering	01	02
	Skrue	Ratt

Type	Symbol	Q max Ltr/min.	P max Bar	For hus	Varenr.	Pris
VRU M18 VRU M22		40 60	350 350	M18 - 2 M22 - 2	<b>SLVRUM1801</b> <b>SLVRUM2201</b>	1.237,- 1.431,-

### VNR

Tilbakeslagsventil



Åpningstrykk	0,5	2,5	5
<b>VNR</b>	0,5 Bar	2,5 Bar	5 Bar

Type	Symbol	Åpnings-trykk	Q max Ltr/min.	P max Bar	For hus	Varenr.	Pris
VNR M18 05 VNR M22 05 VNR M33 05		0,5 Bar 0,5 Bar 0,5 Bar	20 40 80	300 300 300	M18 - 2 M22 - 2 M33 - 2	<b>SLVNRM1805</b> <b>SLVNRM2205</b> <b>SLVNRM3305</b>	391,- 461,- 932,-

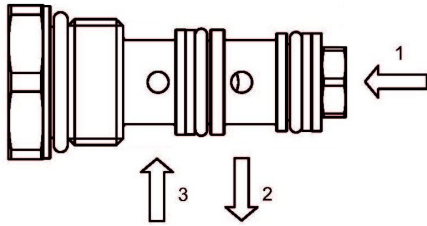
# Patronventiler

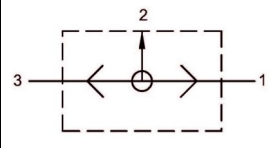
## Trykk og volumstrømsventiler



### VBS

Skyttelventil



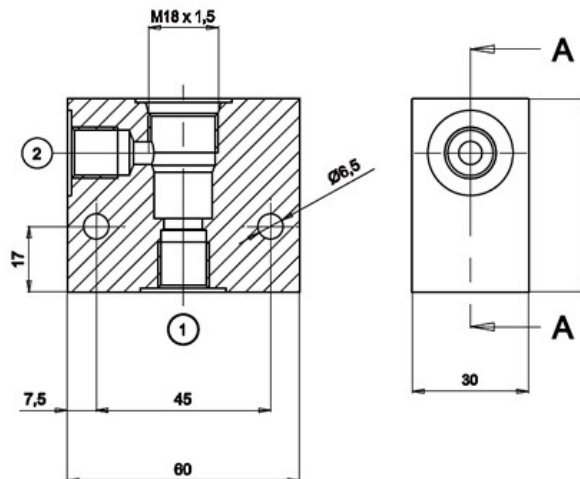
Type	Symbol	Q max Ltr/min.	P max Bar	For hus	Varenr.	Pris
VBS M18 VBS M22		20 50	350 350	M18 - 3 M22 - 3	<b>SLVBSM18</b> <b>SLVBSM22</b>	484,- 552,-

# Patronventiler

## Hus

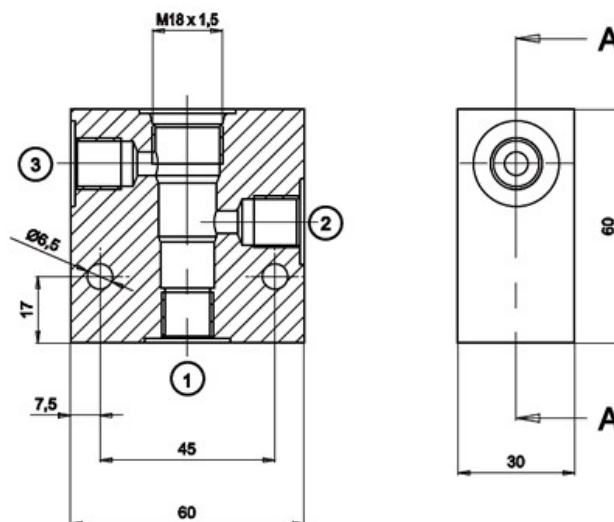


### M18 2-veis



Type	Tilslutning ut	Max trykk	Varenr.	Pris
M18 - 2 - 1/4" - Aluminium	1/4"	250 Bar	<b>SLM18214A</b>	601,-
M18 - 2 - 3/8" - Aluminium	3/8"	250 Bar	<b>SLM18238A</b>	601,-
M18 - 2 - 1/4" - Stål	1/4"	420 Bar	<b>SLM18214S</b>	768,-
M18 - 2 - 3/8" - Stål	3/8"	420 Bar	<b>SLM18238S</b>	768,-

### M18 3-veis



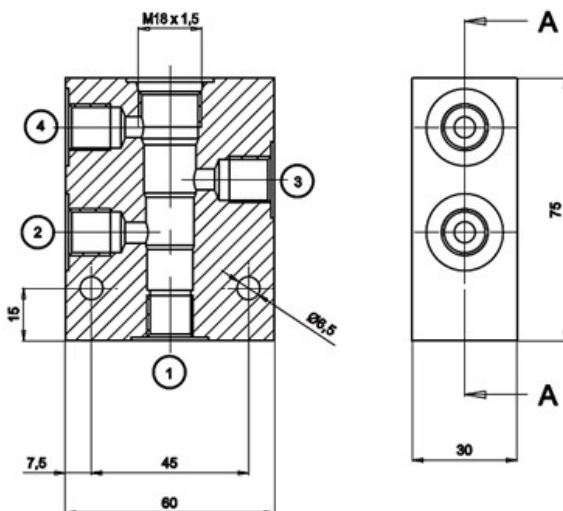
Type	Tilslutning ut	Max trykk	Varenr.	Pris
M18 - 3 - 1/4" - Aluminium	1/4"	250 Bar	<b>SLM18314A</b>	618,-
M18 - 3 - 3/8" - Aluminium	3/8"	250 Bar	<b>SLM18338A</b>	618,-
M18 - 3 - 1/4" - Stål	1/4"	420 Bar	<b>SLM18314S</b>	793,-
M18 - 3 - 3/8" - Stål	3/8"	420 Bar	<b>SLM18338S</b>	793,-

# Patronventiler

## Hus

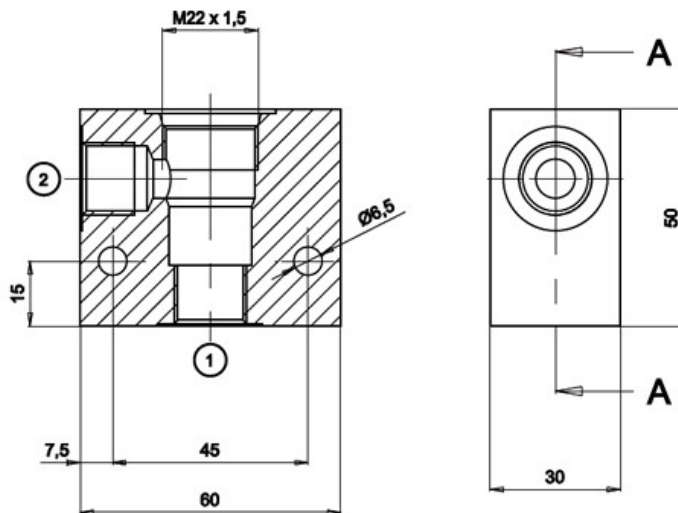



### M18 4-veis



Type	Tilslutning ut	Max trykk	Varenr.	Pris
M18 - 4 - 1/4" - Aluminium	1/4"	250 Bar	<b>SLM18414A</b>	729,-
M18 - 4 - 3/8" - Aluminium	3/8"	250 Bar	<b>SLM18438A</b>	729,-
M18 - 4 - 1/4" - Stål	1/4"	420 Bar	<b>SLM18414S</b>	931,-
M18 - 4 - 3/8" - Stål	3/8"	420 Bar	<b>SLM18438S</b>	931,-

### M22 2-veis



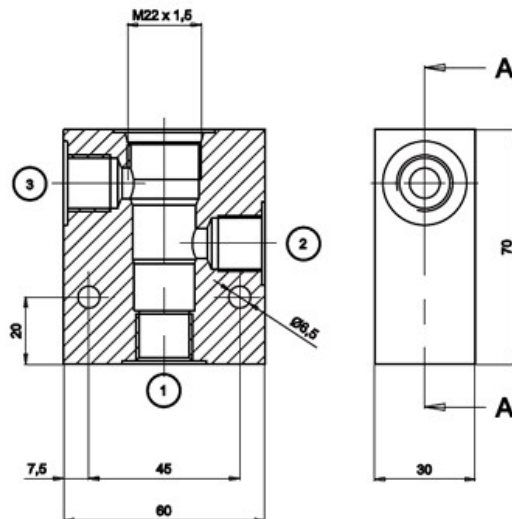

Type	Tilslutning ut	Max trykk	Varenr.	Pris
M22 - 2 - 3/8" - Aluminium	3/8"	250 Bar	<b>SLM22238A</b>	601,-
M22 - 2 - 1/2" - Aluminium	1/2"	250 Bar	<b>SLM22212A</b>	601,-
M22 - 2 - 3/8" - Stål	3/8"	420 Bar	<b>SLM22238S</b>	768,-
M22 - 2 - 1/2" - Stål	1/2"	420 Bar	<b>SLM22212S</b>	768,-

# Patronventiler

## Hus

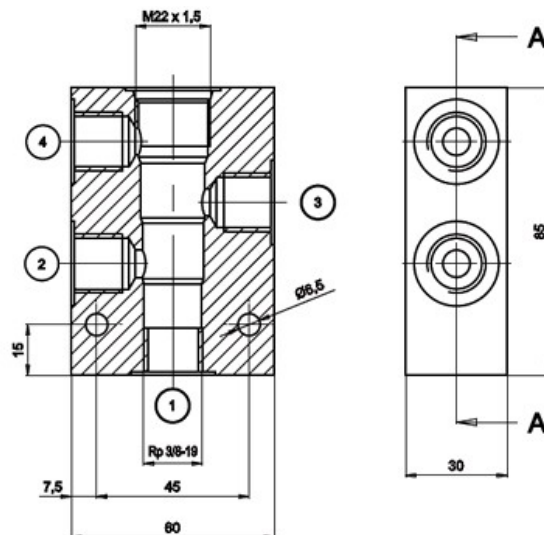


### M22 3-veis



Type	Tilslutning ut	Max trykk	Varenr.	Pris
M22 - 3 - 3/8" - Aluminium	3/8"	250 Bar	<b>SLM22338A</b>	855,-
M22 - 3 - 1/2" - Aluminium	1/2"	250 Bar	<b>SLM22312A</b>	627,-
M22 - 3 - 3/8" - Stål	3/8"	420 Bar	<b>SLM22338S</b>	865,-
M22 - 3 - 1/2" - Stål	1/2"	420 Bar	<b>SLM22312S</b>	865,-

### M22 4-veis



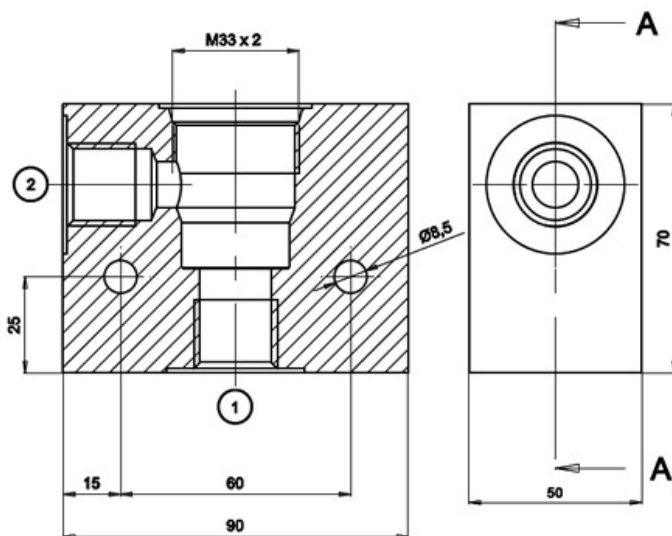
Type	Tilslutning ut	Max trykk	Varenr.	Pris
M22 - 4 - 3/8" - Aluminium	3/8"	250 Bar	<b>SLM22438A</b>	786,-
M18 - 4 - 1/2" - Aluminium	1/2"	250 Bar	<b>SLM22412A</b>	786,-
M22 - 4 - 3/8" - Stål	3/8"	420 Bar	<b>SLM22438S</b>	1.008,-
M22 - 4 - 1/2" - Stål	1/2"	420 Bar	<b>SLM22412S</b>	1.008,-

# Patronventiler

## Hus

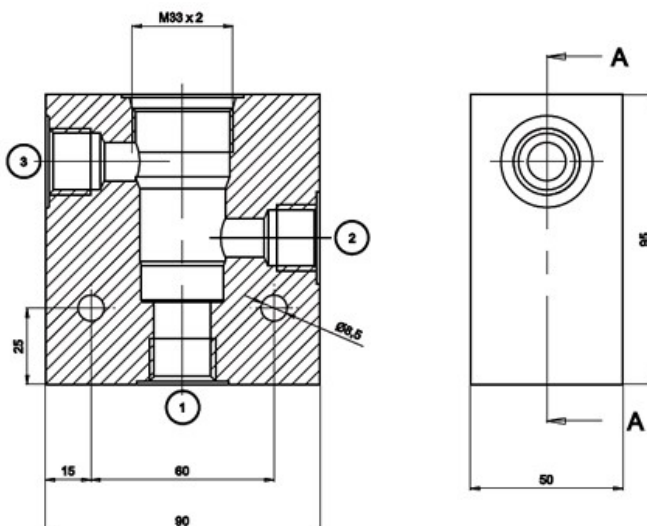


### M33 2-veis



Type	Tilslutning ut	Max trykk	Varenr.	Pris
M33 - 2 - 1/2" - Aluminium	1/2"	250 Bar	<b>SLM33212A</b>	956,-
M33 - 2 - 3/4" - Aluminium	3/4"	250 Bar	<b>SLM33234A</b>	956,-
M33 - 2 - 1/2" - Stål	1/2"	420 Bar	<b>SLM33212S</b>	1.225,-
M33 - 2 - 3/4" - Stål	3/4"	420 Bar	<b>SLM33234S</b>	1.225,-

### M33 3-veis



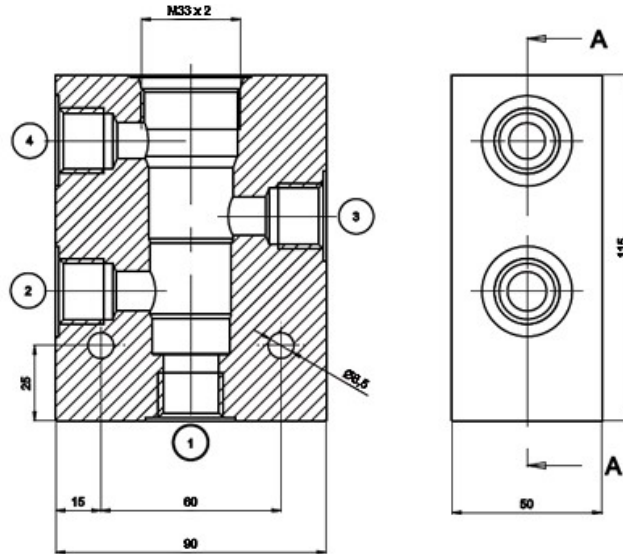
Type	Tilslutning ut	Max trykk	Varenr.	Pris
M33 - 3 - 1/2" - Aluminium	1/2"	250 Bar	<b>SLM33312A</b>	1.346,-
M33 - 3 - 3/4" - Aluminium	3/4"	250 Bar	<b>SLM33334A</b>	1.346,-
M33 - 3 - 1/2" - Stål	1/2"	420 Bar	<b>SLM33312S</b>	1.720,-
M33 - 3 - 3/4" - Stål	3/4"	420 Bar	<b>SLM33334S</b>	1.720,-

## Patronventiler

### Hus



### M33 4-veis



Type	Tilslutning ut	Max trykk	Varenr.	Pris
M33 - 4 - 1/2" - Aluminium	1/2"	250 Bar	<b>SLM33412A</b>	1.539,-
M33 - 4 - 3/4" - Aluminium	3/4"	250 Bar	<b>SLM33434A</b>	1.539,-
M33 - 4 - 1/2" - Stål	1/2"	420 Bar	<b>SLM33412S</b>	1.969,-
M33 - 4 - 3/4" - Stål	3/4"	420 Bar	<b>SLM33434S</b>	1.969,-

### Spoler



Type	Styrke	Lengde mm	Bredde mm	Ø hull mm	Varenr.	Pris
Spole for M18 serien, 12V	22W	38,5	36	13,15	<b>SLM1812V</b>	232,-
Spole for M18 serien, 24V	22W	38,5	36	13,15	<b>SLM1824V</b>	232,-
Spole for M18 serien, 27V					<b>SLM1827V</b>	309,-
Spole for M18 serien, 220V		38,5	36	13,15	<b>SLM18220V</b>	323,-
Spole for M22serien, 12V	26W	50	Ø36,5	16,5	<b>SLM2212V</b>	242,-
Spole for M22 serien, 24V	26W	50	Ø36,5	16,5	<b>SLM2224V</b>	267,-
Spole for M22 serien, 27V					<b>SLM2227V</b>	361,-
Spole for M22 serien, 220V		50	Ø36,5	16,5	<b>SLM22220V</b>	384,-
Spole for M33serien, 12V	33W	56	Ø45,9	19,15	<b>SLM3312V</b>	348,-
Spole for M33serien, 24V	33W	56	Ø45,9	19,15	<b>SLM3324V</b>	348,-
Spole for M33serien, 27V					<b>SLM3327V</b>	543,-
Spole for M33 serien, 220V		56	Ø45,9	19,15	<b>SLM33220V</b>	391,-



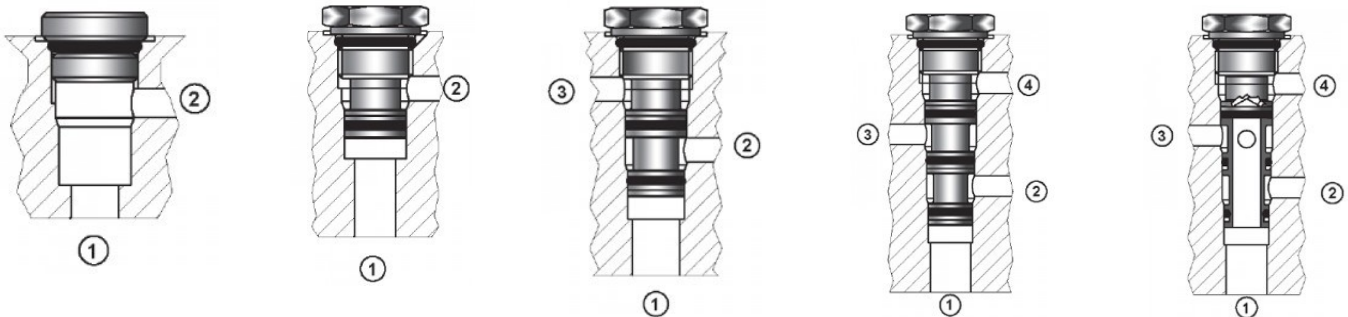
## Patronventiler

### Din plugger



Type	Varenr.	Pris
DIN plugg 12/24 V DIN plugg 12/24 V m/LED	<b>SL4020458S1F</b> <b>SL4020905S1F</b>	41,- 121,-
DIN plugg 24-240V med likeretter og LED DIN plugg m/LED og induksjonsbeskytter, 1,5 mtr. Kabel DIN plugg m/LED og induksjonsbeskytter, 5,0 mtr. kabel	<b>MU29521</b> <b>MU2160150</b> <b>MU2160500</b>	435,- 232,- 330,-

### Blindplugger



Type	Varekode	Pris	Type	Varekode	Pris
M18 - 1 port	<b>SLTM180V</b>	344,-	M22 - 1 port	<b>SLTM220V</b>	153,-
M18 - 2 porter	<b>SLTM182V</b>	202,-	M22 - 2 porter	<b>SLTM222V</b>	450,-
M18 - 3 porter	<b>SLTM183V</b>	216,-	M22 - 3 porter	<b>SLTM223V</b>	302,-
M18 - 4 porter	<b>SLTM184V</b>	292,-	M22 - 4 porter	<b>SLTM224V</b>	421,-
M18 - 4 porter m/ flyt 1 - 3.	<b>SLTM184VT1</b>	330,-	M22 - 4 porter m/ flyt 1 - 3.	<b>SLTM224VT1</b>	550,-
M33 - 1 port	<b>SLTM330V</b>	348,-			
M33 - 2 porter	<b>SLTM332V</b>	375,-			
M33 - 3 porter	<b>SLTM333V</b>	394,-			
M33 - 4 porter	<b>SLTM334V</b>	500,-			
M33 - 4 porter m/ flyt 1 - 3.	<b>SLTM334VT1</b>	576,-			